




Maintenance • Service • Safety

Recommendations For ASD-236/295



1931 Thomas Road | Memphis TN 38134 | 901-800-1709
EPA EST. NO. 91347-TN-002

Maintenance and Safety

Scheduled Maintenance Procedures

Quarterly – Visually inspect lamps through a viewing window to ensure all lamps are operational.

Semi-Annually – If the lamps show visual dust accumulation, they should be cleaned.

To clean lamps:

- De-energize fixture using the ON/OFF switch.
- Remove the black louver set.
- Remove the lamp guard by sliding out to one side or the other.
- Using soft cotton gloves, remove the lamps from the UV unit.
- Wipe lamps with a soft cotton cloth and isopropyl alcohol; allow to dry before replacing.
- Reinstall the black louver set.
- Reinstall lamp guard.
- Read warnings. Turn on the toggle switch.
- Inspect the lamps from below the fixture to ensure all lamps are energized.

Annually – Replace the lamps.

To replace lamps:

- De-energize fixture using the ON/OFF switch.
- Remove the black louver set.
- Remove the lamp guard by sliding out to one side or the other.
- Remove the used lamps from the UV unit.
- Wearing soft cotton gloves and using a soft cotton cloth, with isopropyl alcohol, wipe the new lamps and allow to dry.
- Install the new lamps.
- Reinstall the black louver set. Review all warnings, then turn on the exterior toggle switch.
- Inspect the lamps from a safe area to ensure they all energize. Wear eye and skin protection.

Service

Lumalier replacement parts and lamps can be purchased from authorized distributors. For information call 901-800-1709.

Safety

Personal Protective Equipment

Employees must wear personal protective equipment whenever UVC irradiation measurements are being made close to the lamp source in order to document lamp output, or when maintenance procedures must be performed in areas where UVC systems are activated. Personal Protection Equipment includes:

- Safety glasses with side shields
- Head, neck and face covering opaque to UVC irradiation
- Soft cotton gloves
- Long-sleeved, tightly woven fabrics with SPF 15 or greater

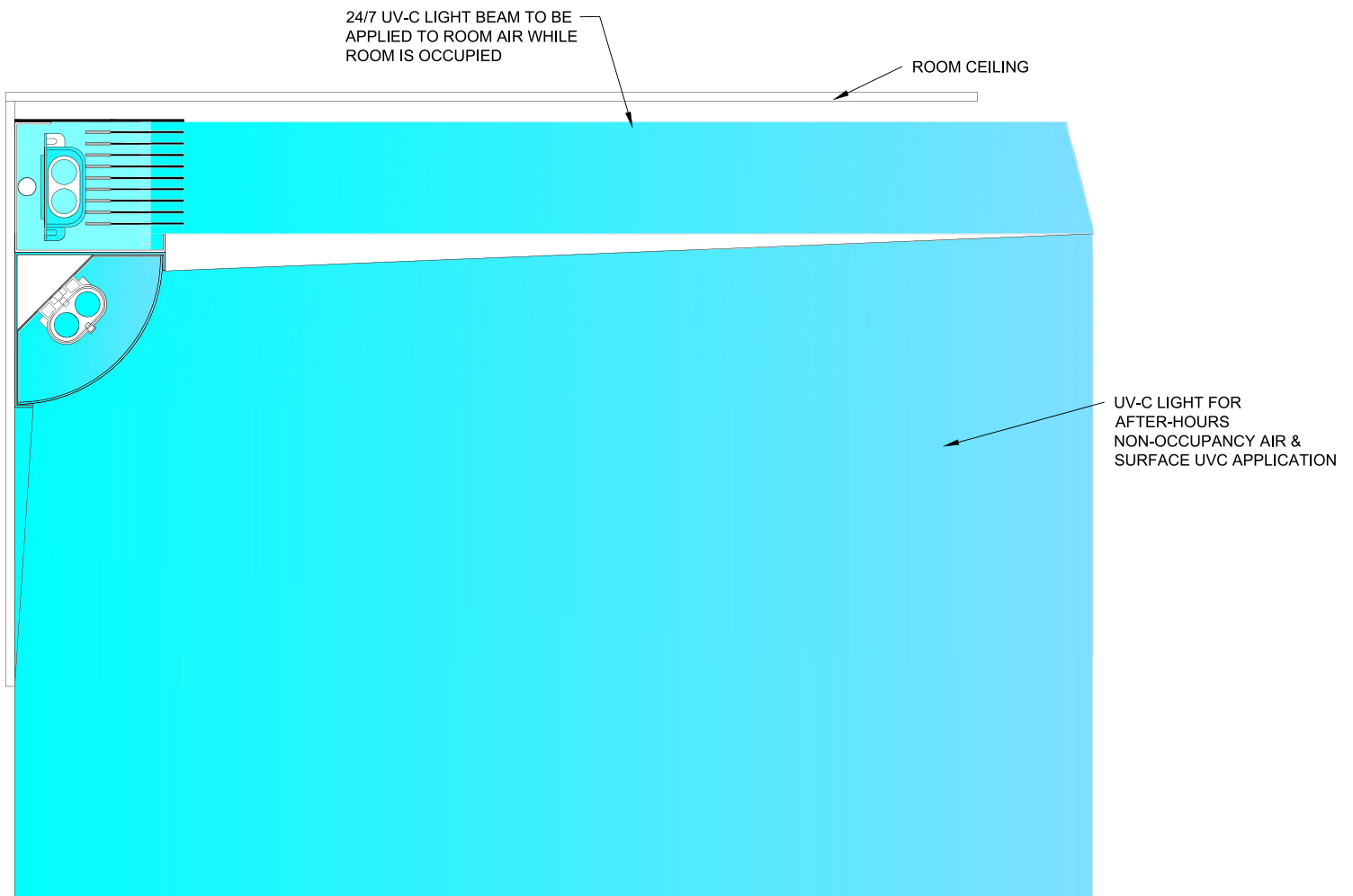
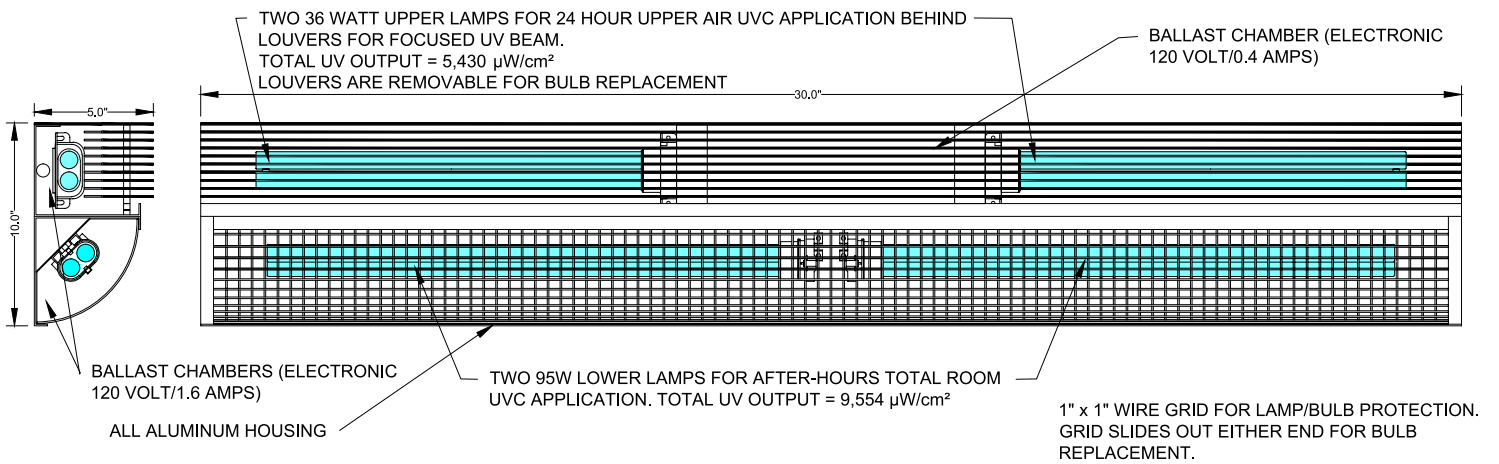
Reporting UV Exposure

If temporary eye or skin irritation develops after acute exposure to UVC irradiation, contact your supervisor and/or physician.

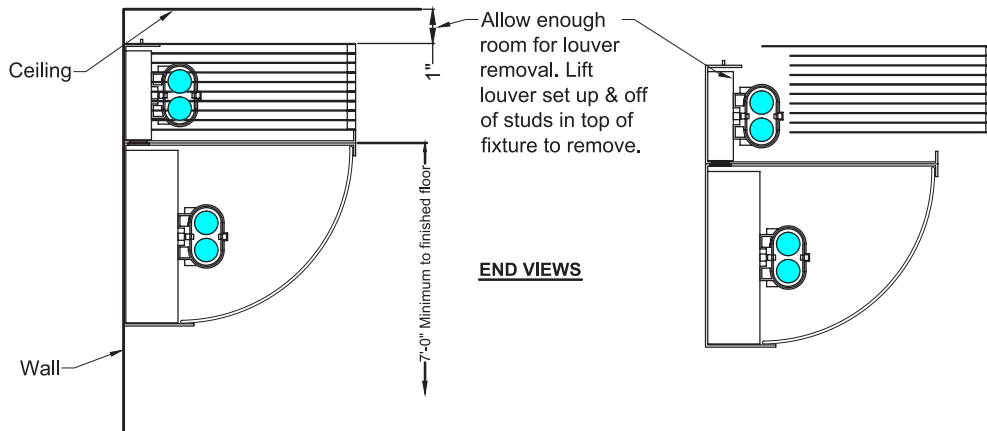
Material Safety Data Sheets (MSDS)

For MSDS sheets on our lamps, please contact your local Lumalier representative.

ASD-236/295



INSTALLATION INSTRUCTIONS



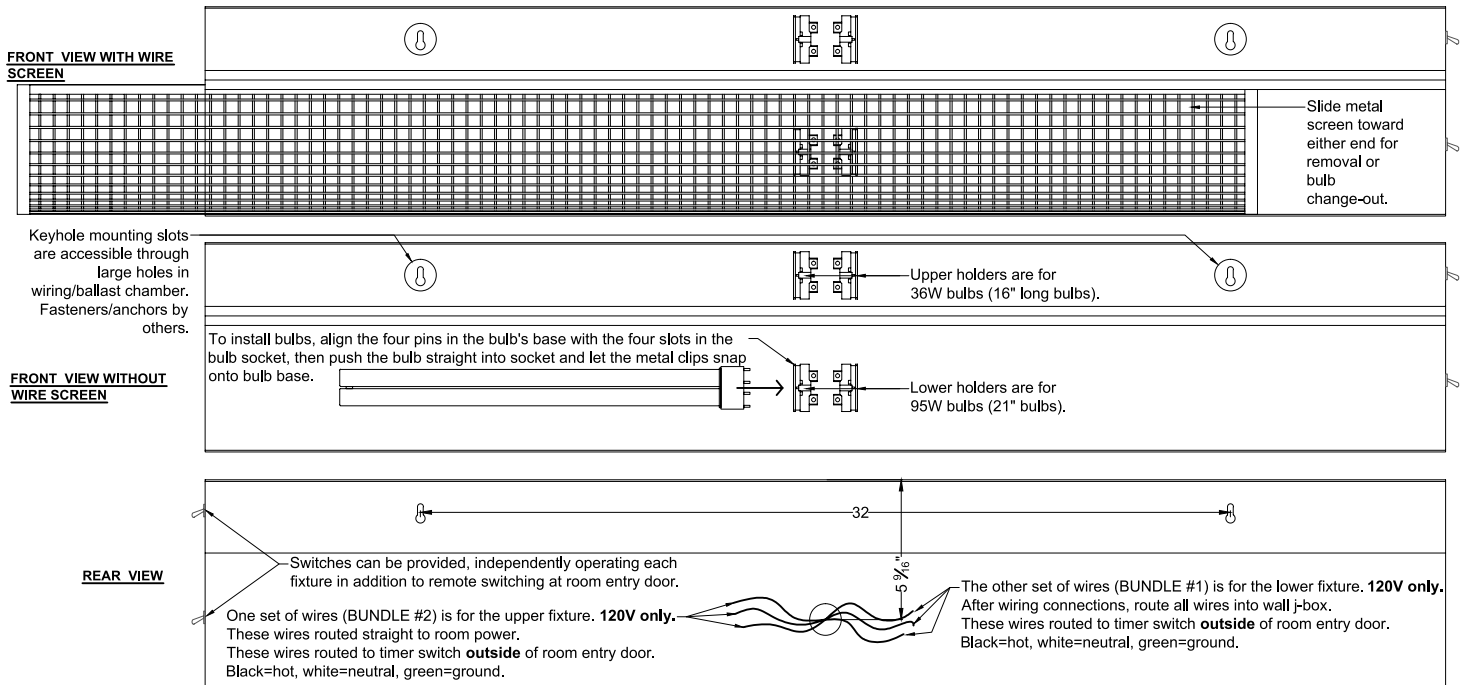
Disconnect power to installation area. All electrical work to be performed by a licensed, experienced electrician as per the National Electrical Code (NEC), local code, and facility code.

CAUTION: Risk of exposure to excessive Ultraviolet-C (UVC) irradiation – Do not operate without complete lamp enclosure in place. This fixture is designed for use with UVC lamps and must be installed in compliance with competent technical directions so that user's eyes and bare skin will not be subjected to injurious rays.

WARNING: Eye damage may result from directly viewing the light produced by these lamps. To reduce the risk of exposure to UVC-irradiation, take UVC-irradiation protective measures for personnel during servicing.

WARNING: Do not mount in direct line-of-sight of adjacent wiring or nonmetallic materials.

WARNING: Do not mount in direct line-of-sight of openings in the air handler/duct or of any access panels of a product connected to the air handler/duct.



**There is a Lumalier 5-year conditional warranty on materials and workmanship.
There is a manufacturer's 1-year (9,000 hour) warranty on all of the UV bulbs/lamps.**